

INFORME MENSUAL DE EJECUCION DEL PRESUPUESTO DE GASTOS  
 APROPIACIONES DE LA VIGENCIA

AGENCIA NACIONAL DE INFRAESTRUCTURA  
 SECCION: 2413 UNIDAD EJECUTORA: 00

MES: MARZO

VIGENCIA FISCAL: 2012

RECURSOS ADMINISTRADOS:

RECURSOS DE LA NACION:

CODIFICACION PRESUPUESTAL	DESCRIPCION	APROPACION VIGENTE	CERTIFICADOS DEL MES	CERTIFICADOS ACUMULADOS	COMPROMISOS MES	COMPROMISOS ACUMULADOS	OBLIGACIONES MES	OBLIGACIONES ACUMULADAS	PAGOS DEL MES	TOTAL PAGOS ACUMULADOS
1	2	3	4	5	6	7	8	9	10	11
1	GASTOS DE PERSONAL	22,532,689,825.00	284,546,280.00	21,374,375,130.00	585,473,761.00	1,930,013,529.00	558,473,761.00	1,243,413,529.00	561,357,961.00	1,184,915,229.00
10	GASTOS DE PERSONAL	22,532,689,825.00	284,546,280.00	21,374,375,130.00	585,473,761.00	1,930,013,529.00	558,473,761.00	1,243,413,529.00	561,357,961.00	1,184,915,229.00
101	SERVICIOS PERSONALES ASOCIA	16,323,943,367.00	0.00	15,600,199,672.00	272,476,801.00	800,204,608.00	272,476,801.00	800,204,608.00	272,476,801.00	800,204,608.00
10101	SUELDOS DEL PERSONAL DE NOI	11,570,326,595.00	0.00	11,570,326,595.00	197,480,913.00	571,154,045.00	197,480,913.00	571,154,045.00	197,480,913.00	571,154,045.00
101011	SUELDOS	10,822,252,949.00	0.00	10,822,252,949.00	185,903,078.00	557,203,817.00	185,903,078.00	557,203,817.00	185,903,078.00	557,203,817.00
101012	SUELDOS DE VAGACIONES	738,676,206.00	0.00	738,676,206.00	11,568,345.00	11,568,345.00	11,568,345.00	11,568,345.00	11,568,345.00	11,568,345.00
101014	INCAPACIDADES Y LICENCIA DE N	9,387,440.00	0.00	9,387,440.00	9,490.00	2,381,883.00	9,490.00	2,381,883.00	9,490.00	2,381,883.00
10104	PRIMA TECNICA	1,489,502,020.00	0.00	1,489,502,020.00	49,520,024.00	156,923,547.00	49,520,024.00	156,923,547.00	49,520,024.00	156,923,547.00
101042	PRIMA TECNICA NO SALARIAL	1,489,502,020.00	0.00	1,489,502,020.00	49,520,024.00	156,923,547.00	49,520,024.00	156,923,547.00	49,520,024.00	156,923,547.00
10105	OTROS	2,453,009,670.00	0.00	2,453,009,670.00	16,531,286.00	49,240,153.00	16,531,286.00	49,240,153.00	16,531,286.00	49,240,153.00
1010502	BONIFICACION POR SERVICIOS PI	337,221,746.00	0.00	337,221,746.00	2,467,051.00	25,519,561.00	2,467,051.00	25,519,561.00	2,467,051.00	25,519,561.00
1010505	BONIFICACION ESPECIAL DE REC	64,232,714.00	0.00	64,232,714.00	1,495,049.00	2,423,930.00	1,495,049.00	2,423,930.00	1,495,049.00	2,423,930.00
1010512	SUBSIDIO DE ALIMENTACION	5,000,000.00	0.00	5,000,000.00	385,428.00	1,054,534.00	385,428.00	1,054,534.00	385,428.00	1,054,534.00
1010513	AUXILIO DE TRANSPORTE	5,000,000.00	0.00	5,000,000.00	341,242.00	901,722.00	341,242.00	901,722.00	341,242.00	901,722.00
1010514	PRIMA DE SERVICIO	495,786,258.00	0.00	495,786,258.00	0.00	0.00	0.00	0.00	0.00	0.00
1010515	PRIMA DE VACACIONES	481,745,352.00	0.00	481,745,352.00	11,842,516.00	19,340,406.00	11,842,516.00	19,340,406.00	11,842,516.00	19,340,406.00
1010516	PRIMA DE NAVIDAD	1,032,013,600.00	0.00	1,032,013,600.00	0.00	0.00	0.00	0.00	0.00	0.00
1010592	BONIFICACION DE DIRECCION	32,000,000.00	0.00	32,000,000.00	0.00	0.00	0.00	0.00	0.00	0.00
10108	OTROS GASTOS PERSONALES(DI	723,743,695.00	0.00	723,743,695.00	0.00	0.00	0.00	0.00	0.00	0.00
10109	HORAS EXTRAS, DIAS FESTIVOS I	87,361,367.00	0.00	87,361,367.00	8,944,578.00	22,886,863.00	8,944,578.00	22,886,863.00	8,944,578.00	22,886,863.00
101091	HORAS EXTRAS	45,000,000.00	0.00	45,000,000.00	2,595,868.00	5,884,158.00	2,595,868.00	5,884,158.00	2,595,868.00	5,884,158.00
101093	INDEMNIZACION POR VACACIONE	42,361,367.00	0.00	42,361,367.00	6,348,710.00	17,002,705.00	6,348,710.00	17,002,705.00	6,348,710.00	17,002,705.00
102	SERVICIOS PERSONALES INDIRESI	1,800,697,280.00	284,546,280.00	1,166,148,280.00	245,800,000.00	895,400,000.00	208,800,000.00	208,800,000.00	208,800,000.00	208,800,000.00
10212	HONORARIOS	1,409,616,000.00	283,785,000.00	1,155,385,000.00	245,800,000.00	895,400,000.00	208,800,000.00	208,800,000.00	208,800,000.00	208,800,000.00
10214	REMUNERACION SERVICIOS TECHI	191,081,280.00	761,280.00	761,280.00	0.00	0.00	0.00	0.00	0.00	0.00
105	CONTRIBUCIONES INHERENTES A	4,608,029,178.00	0.00	4,608,029,178.00	77,196,960.00	234,408,921.00	77,196,960.00	234,408,921.00	80,081,160.00	175,910,621.00
1051	ADMINISTRADAS POR EL SECTOR	2,326,830,049.00	0.00	2,326,830,049.00	37,943,084.00	119,064,284.00	37,943,084.00	119,064,284.00	40,812,084.00	81,263,084.00
10511	CAJAS DE COMPENSACION PRIVA	462,475,538.00	0.00	462,475,538.00	8,338,072.00	24,791,872.00	8,338,072.00	24,791,872.00	8,318,972.00	16,488,472.00
10513	FONDOS ADMINISTRADORES DE I	881,593,994.00	0.00	881,593,994.00	13,438,402.00	43,621,202.00	13,438,402.00	43,621,202.00	15,142,802.00	30,243,202.00
10514	EMPRESAS PRIVADAS PROMOTORI	982,760,517.00	0.00	982,760,517.00	16,166,810.00	50,651,210.00	16,166,810.00	50,651,210.00	17,350,910.00	34,553,410.00
1052	ADMINISTRADAS POR EL SECTOR	1,703,104,707.00	0.00	1,703,104,707.00	28,832,340.00	84,357,951.00	28,832,340.00	84,357,951.00	28,872,040.00	74,021,551.00
10522	FONDO NACIONAL DEL AHORRO	1,079,109,588.00	0.00	1,079,109,588.00	18,455,141.00	53,404,752.00	18,455,141.00	53,404,752.00	18,455,141.00	53,404,752.00
10523	FONDOS ADMINISTRADORES DE I	683,642,081.00	0.00	683,642,081.00	9,384,841.00	27,885,941.00	9,384,841.00	27,885,941.00	9,352,541.00	18,537,841.00
10527	ADMINISTRADORAS PUBLICAS DE	60,353,058.00	0.00	60,353,058.00	992,356.00	3,067,258.00	992,356.00	3,067,258.00	1,064,358.00	2,078,958.00
1058	APORTES AL GBF	346,856,653.00	0.00	346,856,653.00	6,253,001.00	18,591,711.00	6,253,001.00	18,591,711.00	6,238,001.00	12,363,211.00
1057	APORTES AL SENEA	231,237,769.00	0.00	231,237,769.00	4,168,535.00	12,394,975.00	4,168,535.00	12,394,975.00	4,159,035.00	8,242,775.00
2	GASTOS GENERALES	5,209,130,175.00	1,477,967,578.00	2,937,617,299.00	338,615,503.00	1,090,731,785.00	48,518,446.00	181,713,586.00	48,518,446.00	181,713,586.00

SINFAD

INFORME MENSUAL DE EJECUCION DEL PRESUPUESTO DE GASTOS  
APROPIACIONES DE LA VIGENCIA

AGENCIA NACIONAL DE INFRAESTRUCTURA  
SECCION: 2413 UNIDAD EJECUTORA: 00

MES: MARZO

VIGENCIA FISCAL: 2012

RECURSOS ADMINISTRADOS:

RECURSOS DE LA NACION:

CODIFICACION PRESUPUESTAL	DESCRIPCION	APROPIACION VIGENTE	CERTIFICADOS DEL MES	CERTIFICADOS ACUMULADOS	COMPROMISOS MES	COMPROMISOS ACUMULADOS	OBLIGACIONES MES	OBLIGACIONES ACUMULADAS	PAGOS DEL MES	TOTAL PAGOS ACUMULADOS
1	2	3	4	5	6	7	8	9	10	11
20	GASTOS GENERALES	5,209,130,175.00	1,477,967,578.00	2,937,617,299.00	336,615,503.00	1,090,731,766.00	48,518,446.00	161,713,566.00	48,518,446.00	181,713,566.00
203	IMPUESTOS Y MULTAS	17,300,000.00	68,924.00	68,924.00	0.00	0.00	0.00	0.00	0.00	0.00
20350	IMPUESTOS Y CONTRIBUCIONES	17,300,000.00	68,924.00	68,924.00	0.00	0.00	0.00	0.00	0.00	0.00
2035002	IMPUESTO DE VEHICULO	2,000,000.00	7,968.00	7,968.00	0.00	0.00	0.00	0.00	0.00	0.00
2035003	IMPUESTO PREDIAL	15,300,000.00	60,956.00	60,956.00	0.00	0.00	0.00	0.00	0.00	0.00
204	ADQUISICION DE BIENES Y SERVICIOS	5,191,890,175.00	1,477,898,654.00	2,937,548,376.00	336,615,503.00	1,090,731,766.00	48,518,446.00	181,713,566.00	48,518,446.00	181,713,566.00
20401	COMPRA DE EQUIPO	101,727,823.00	7,405,191.00	8,923,731.00	6,074.00	1,524,514.00	6,074.00	1,524,514.00	6,074.00	1,524,514.00
2040104	AUDIOVISUALES Y ACCESORIOS	23,991,594.00	95,584.00	95,584.00	0.00	0.00	0.00	0.00	0.00	0.00
2040106	EQUIPO DE SISTEMAS	10,796,213.00	7,043,013.00	7,043,013.00	0.00	0.00	0.00	0.00	0.00	0.00
2040108	SOFTWARE	63,341,288.00	252,256.00	1,770,796.00	6,074.00	1,524,514.00	6,074.00	1,524,514.00	6,074.00	1,524,514.00
2040125	OTRAS COMPRAS DE EQUIPOS	3,598,738.00	14,338.00	14,338.00	0.00	0.00	0.00	0.00	0.00	0.00
20402	ENSERES Y EQUIPOS DE OFICINA	75,266,457.00	34,299,867.00	34,299,867.00	0.00	0.00	0.00	0.00	0.00	0.00
204021	EQUIPOS Y MAQUINAS PARA OFICINA	30,298,363.00	120,676.00	120,676.00	0.00	0.00	0.00	0.00	0.00	0.00
204022	MOBILIARIO Y ENSERES	44,977,094.00	34,179,192.00	34,179,192.00	0.00	0.00	0.00	0.00	0.00	0.00
20404	MATERIALES Y SUMINISTROS	280,849,297.00	15,118,920.00	76,518,920.00	26,600.00	61,425,600.00	3,756,308.00	10,156,308.00	3,756,308.00	10,156,308.00
2040401	COMBUSTIBLE Y LUBRICANTES	66,926,923.00	266,641.00	56,766,641.00	6,000.00	56,506,000.00	3,736,708.00	5,236,708.00	3,736,708.00	5,236,708.00
2040402	DOTACION	7,648,227.00	30,471.00	30,471.00	0.00	0.00	0.00	0.00	0.00	0.00
2040406	LANTAS Y ACCESORIOS	8,097,160.00	32,260.00	32,260.00	0.00	0.00	0.00	0.00	0.00	0.00
2040409	MATERIALES DE CONSTRUCCION	1,004,290.00	4,001.00	4,001.00	0.00	0.00	0.00	0.00	0.00	0.00
2040413	MEDICAMENTOS Y PRODUCTOS FARMACOLOGICOS	3,585,135.00	14,283.00	14,283.00	0.00	0.00	0.00	0.00	0.00	0.00
2040415	PAPELERIA UTILES DE ESCRITOR	145,900,200.00	581,276.00	1,081,276.00	2,000.00	502,000.00	2,000.00	502,000.00	2,000.00	502,000.00
2040417	PRODUCTOS DE ASEO Y LIMPIEZ	1,755,615.00	6,984.00	6,984.00	0.00	0.00	0.00	0.00	0.00	0.00
2040418	PRODUCTOS DE CAFETERIA Y REPUESTOS	14,140,040.00	56,335.00	11,595,224.00	16,600.00	3,916,600.00	15,600.00	3,916,600.00	15,600.00	3,916,600.00
2040420	REPUESTOS	23,901,346.00	11,095,224.00	11,095,224.00	2,000.00	502,000.00	2,000.00	502,000.00	2,000.00	502,000.00
2040421	UTENSILIOS DE CAFETERIA	2,312,318.00	9,212.00	9,212.00	0.00	0.00	0.00	0.00	0.00	0.00
2040423	OTROS MATERIALES Y SUMINISTROS	6,578,043.00	3,022,223.00	3,022,223.00	0.00	0.00	0.00	0.00	0.00	0.00
20405	MANUTENIMIENTO	432,644,193.00	24,443,892.00	85,726,502.00	19,726,000.00	81,007,820.00	4,787,820.00	6,287,820.00	4,787,820.00	6,287,820.00
2040501	MANUTENIMIENTO DE BIENES INMUEBLES	15,061,437.00	3,060,006.00	3,060,006.00	0.00	0.00	0.00	0.00	0.00	0.00
2040502	MANUTENIMIENTO DE BIENES MUEBLES	32,631,553.00	130,006.00	730,006.00	2,400.00	602,400.00	2,400.00	602,400.00	2,400.00	602,400.00
2040505	MANUTENIMIENTO EQUIPO COMUNICACIONES	65,430,156.00	220,837.00	720,837.00	2,000.00	602,000.00	2,000.00	602,000.00	2,000.00	602,000.00
2040506	MANUTENIMIENTO EQUIPO DE NAVIGACION	58,426,327.00	224,802.00	55,524,802.00	1,200.00	55,301,200.00	1,200.00	301,200.00	1,200.00	301,200.00
2040508	SERVICIO DE ASEO	140,583,810.00	560,015.00	560,015.00	0.00	0.00	0.00	0.00	0.00	0.00
2040510	SERVICIO DE SEGURIDAD Y VIGILANCIA	100,400,461.00	400,002.00	400,002.00	0.00	0.00	0.00	0.00	0.00	0.00
2040512	MANUTENIMIENTO DE OTROS BIENES	1,004,766.00	4,003.00	104,003.00	400.00	100,400.00	400.00	100,400.00	400.00	100,400.00
2040513	MANUTENIMIENTO DE SOFTWARE	31,126,681.00	19,644,011.00	24,626,831.00	19,720,000.00	24,501,820.00	4,781,820.00	4,781,820.00	4,781,820.00	4,781,820.00
20406	COMUNICACIONES Y TRANSPORTES	149,597,305.00	596,095.00	148,596,095.00	33,001,231.00	134,120,905.00	7,561,583.00	22,695,955.00	7,561,583.00	22,695,955.00
2040682	CORREO	103,412,518.00	412,002.00	103,112,002.00	2,556,859.00	102,756,859.00	7,234,859.00	21,449,559.00	7,234,859.00	21,449,559.00

SINFAD

INFORME MENSUAL DE EJECUCION DEL PRESUPUESTO DE GASTOS  
 APROPIACIONES DE LA VIGENCIA

AGENCIA NACIONAL DE INFRAESTRUCTURA  
 SECCION: 2413 UNIDAD EJECUTORA: 00 MES: MARZO VIGENCIA FISCAL: 2012

RECURSOS ADMINISTRADOS:			RECURSOS DE LA NACION:							
CODIFICACION PRESUPUESTAL	DESCRIPCION	APROPIACION VIGENTE	CERTIFICADOS DEL MES	CERTIFICADOS ACUMULADOS	COMPROMISOS MES	COMPROMISOS ACUMULADOS	OBLIGACIONES MES	OBLIGACIONES ACUMULADAS	PAGOS DEL MES	TOTAL PAGOS ACUMULADOS
1	2	3	4	5	6	7	8	9	10	11
204065	20 SERVICIOS DE TRANSMISION DE I	45,180,782.00	180,003.00	45,180,003.00	30,443,172.00	31,082,844.00	325,524.00	945,198.00	325,524.00	945,198.00
204067	20 TRANSPORTE	1,004,005.00	4,000.00	304,000.00	1,200.00	301,200.00	1,200.00	301,200.00	1,200.00	301,200.00
204068	20 OTROS COMUNICACIONES Y TRAI	0.00	0.00	0.00	0.00	0.00	0.00	0.00	0.00	0.00
20407	IMPRESOS Y PUBLICACIONES	74,625,982.00	32,297,315.00	32,897,315.00	10,002,400.00	10,802,400.00	2,400.00	602,400.00	2,400.00	602,400.00
204073	20 EDICION DE LIBROS, REVISTAS, ES	10,040,478.00	40,002.00	40,002.00	0.00	0.00	0.00	0.00	0.00	0.00
204075	20 SUSCRIPCIONES	32,129,046.00	22,128,004.00	22,128,004.00	0.00	0.00	0.00	0.00	0.00	0.00
204078	20 OTROS GASTOS POR IMPRESOS	32,456,438.00	10,129,309.00	10,729,309.00	10,002,400.00	10,802,400.00	2,400.00	602,400.00	2,400.00	602,400.00
20408	SERVICIOS PUBLICOS	477,340,874.00	1,901,756.00	348,001,756.00	1,743,611.00	314,820,004.00	2,400.00	602,400.00	1,743,611.00	66,618,734.00
204081	20 ACUEDUCTO,ALCANTARILLADO Y	55,220,470.00	220,002.00	820,002.00	111,930.00	111,930.00	0.00	0.00	111,930.00	111,930.00
204082	20 ENERGIA	358,866,113.00	1,428,745.00	301,429,745.00	285,587.00	300,255,587.00	255,587.00	64,152,317.00	255,587.00	64,152,317.00
204085	20 TELEFONIA MOVIL CELULAR	18,072,860.00	72,003.00	15,072,003.00	1,337,440.00	2,245,433.00	1,337,440.00	2,245,433.00	1,337,440.00	2,245,433.00
204086	20 TELEFONO, FAX Y OTROS	45,181,431.00	180,008.00	30,880,008.00	38,854.00	12,207,054.00	38,854.00	107,054.00	38,854.00	107,054.00
20409	SEGUROS	241,532,873.00	982,282.00	205,67,282.00	199,853,181.00	204,457,329.00	4,604,168.00	4,604,168.00	4,604,168.00	4,604,168.00
2040905	20 SEGURO DE INFIDELIDAD Y RIESC	85,347,682.00	340,031.00	70,340,031.00	69,905,096.00	69,905,096.00	0.00	0.00	0.00	0.00
2040911	20 SEGUROS GENERALES	50,382,328.00	200,728.00	50,005,728.00	44,974,092.00	48,578,260.00	4,604,168.00	4,604,168.00	4,604,168.00	4,604,168.00
2040913	20 OTROS SEGUROS	105,802,885.00	421,525.00	85,421,525.00	84,973,973.00	84,973,973.00	0.00	0.00	0.00	0.00
20410	ARRENDAMIENTOS DE BIENES INMU	1,488,732,358.00	1,346,919,252.00	1,401,919,252.00	0.00	56,000,000.00	7,536,752.00	7,536,752.00	7,536,752.00	7,536,752.00
204101	20 ARRENDAMIENTO DE BIENES INMU	140,372,358.00	559,252.00	56,559,252.00	0.00	56,000,000.00	7,536,752.00	7,536,752.00	7,536,752.00	7,536,752.00
204102	20 ARRENDAMIENTOS BIENES INMU	1,346,380,000.00	1,346,380,000.00	1,345,360,000.00	0.00	0.00	0.00	0.00	0.00	0.00
20411	VIAJICOS Y GASTOS DE VIAJE	928,613,381.00	11,280,827.00	115,417,388.00	4,653,283.00	103,858,400.00	5,815,587.00	48,774,100.00	5,815,587.00	48,774,100.00
204111	20 VIAJICOS Y GASTOS DE VIAJE AL	150,000,000.00	597,610.00	24,734,181.00	4,500,089.00	24,155,181.00	4,500,089.00	9,155,191.00	4,500,089.00	9,155,191.00
204112	20 VIAJICOS Y GASTOS DE VIAJE AL	778,613,381.00	10,683,217.00	90,683,217.00	153,214.00	79,703,209.00	1,315,518.00	39,618,909.00	1,315,518.00	39,618,909.00
20414	20 GASTOS JUDICIALES	100,764,653.00	314,453.00	414,453.00	87,000.00	13,000.00	13,000.00	13,000.00	13,000.00	13,000.00
20421	CAPACITACION BIENESTAR SOCIV	717,860,472.00	2,860,002.00	367,860,002.00	12,690,300.00	12,690,300.00	12,690,300.00	12,690,300.00	12,690,300.00	12,690,300.00
204213	20 ELEMENTOS PARA ESTIMULOS	45,180,472.00	180,002.00	180,002.00	0.00	0.00	0.00	0.00	0.00	0.00
204214	20 SERVICIOS DE BIENESTAR SOCIA	461,840,000.00	1,840,000.00	368,840,000.00	12,690,300.00	12,690,300.00	12,690,300.00	12,690,300.00	12,690,300.00	12,690,300.00
204215	20 SERVICIOS DE CAPACITACION	210,840,000.00	840,000.00	840,000.00	0.00	0.00	0.00	0.00	0.00	0.00
20422	GASTOS FINANCIEROS	509,821.00	2,031.00	509,821.00	43.00	10,715.00	43.00	10,715.00	43.00	10,715.00
204221	20 COMISIONES BANCARIAS	509,821.00	2,031.00	509,821.00	43.00	10,715.00	43.00	10,715.00	43.00	10,715.00
20441	OTROS GASTOS POR ADQUISICIO	124,764,706.00	497,071.00	110,897,071.00	55,000,800.00	110,200,800.00	800.00	200,800.00	800.00	200,800.00
204413	20 OTROS GASTOS POR ADQUISICIO	124,764,706.00	497,071.00	110,897,071.00	55,000,800.00	110,200,800.00	800.00	200,800.00	800.00	200,800.00
3	TRANSFERENCIAS CORRIENTES	24,361,695,142.00	83,671,455.00	83,671,455.00	0.00	0.00	0.00	0.00	0.00	0.00
32	TRANSFERENCIAS AL SECTOR PL	5,163,235,142.00	15,083,009.00	15,083,009.00	0.00	0.00	0.00	0.00	0.00	0.00
321	ORDEN NACIONAL	5,163,235,142.00	15,083,009.00	15,083,009.00	0.00	0.00	0.00	0.00	0.00	0.00
3211	20 CUOTA DE AUDITAJE CONTRANA	184,500,000.00	735,080.00	735,080.00	0.00	0.00	0.00	0.00	0.00	0.00
3211	21 CUOTA DE AUDITAJE CONTRANA	3,801,335,142.00	14,347,949.00	14,347,949.00	0.00	0.00	0.00	0.00	0.00	0.00
3211	11 CUOTA DE AUDITAJE CONTRANA	1,377,400,000.00	0.00	0.00	0.00	0.00	0.00	0.00	0.00	0.00

SINFAD

INFORME MENSUAL DE EJECUCION DEL PRESUPUESTO DE GASTOS  
APROPRIACIONES DE LA VIGENCIA

AGENCIA NACIONAL DE INFRAESTRUCTURA  
SECCION: 2413 UNIDAD EJECUTORA: 00

MES: MARZO

VIGENCIA FISCAL: 2012

RECURSOS ADMINISTRADOS:			RECURSOS DE LA NACION:							
CODIFICACION PRESUPUESTAL	DESCRIPCION	APROPIACION VIGENTE	CERTIFICADOS DEL MES	CERTIFICADOS ACUMULADOS	COMPROMISOS MES	COMPROMISOS ACUMULADOS	OBLIGACIONES MES	OBLIGACIONES ACUMULADAS	PAGOS DEL MES	TOTAL PAGOS ACUMULADOS
1	2	3	4	5	6	7	8	9	10	11
36	OTRAS TRANSFERENCIAS	19,199,400,000.00	68,588,446.00	68,588,446.00	0.00	0.00	0.00	0.00	0.00	0.00
361	SENTENCIAS Y CONCILIACIONES	17,245,700,000.00	68,588,446.00	68,588,446.00	0.00	0.00	0.00	0.00	0.00	0.00
3611	SENTENCIAS Y CONCILIACIONES	17,245,700,000.00	68,588,446.00	68,588,446.00	0.00	0.00	0.00	0.00	0.00	0.00
363	DESTINATARIOS DE LAS OTRAS T	1,982,700,000.00	0.00	0.00	0.00	0.00	0.00	0.00	0.00	0.00
36326	PROV PARA GTS INSTIT. VIO SEI	1,982,700,000.00	0.00	0.00	0.00	0.00	0.00	0.00	0.00	0.00
7	SERVICIO DE LA DEUDA INTERNA	288,126,500,000.00	0.00	0.00	0.00	0.00	0.00	0.00	0.00	0.00
71	AMORTIZACION DEUDA PUBLICA I	288,126,500,000.00	0.00	0.00	0.00	0.00	0.00	0.00	0.00	0.00
711	NACION	288,126,500,000.00	0.00	0.00	0.00	0.00	0.00	0.00	0.00	0.00
113	MEJORAMIENTO Y MANT. DE INFR	2962,360,233,627.00	492,849,795.00	2861,289,321,244.00	0.00	2849,078,268,168.00	5,783,325,731.00	5,783,325,731.00	5,783,325,731.00	5,783,325,731.00
113600	INTERSUBSECTORAL TRANSPOR	1751,304,821,090.00	0.00	1751,304,821,090.00	0.00	1751,304,821,090.00	1,563,325,731.00	1,563,325,731.00	1,563,325,731.00	1,563,325,731.00
113600125	MEJORAMIENTO APOYO ESTATAL	22,717,512,730.00	0.00	22,717,512,730.00	0.00	22,717,512,730.00	0.00	0.00	0.00	0.00
113600128	MEJOR. APOYO ESTATAL PROJ.D	1449,333,200,000.00	0.00	1449,333,200,000.00	0.00	1449,333,200,000.00	1,563,325,731.00	1,563,325,731.00	1,563,325,731.00	1,563,325,731.00
113600129	MEJOR. MANT DE LA CONCES. RU	152,954,108,360.00	0.00	152,954,108,360.00	0.00	152,954,108,360.00	0.00	0.00	0.00	0.00
113600130	MEJORAMIENTO MANTENIMIENTO	126,300,000,000.00	0.00	126,300,000,000.00	0.00	126,300,000,000.00	0.00	0.00	0.00	0.00
113600131	MEJORAMIENTO CONCESION ARA	92,417,435,716.00	0.00	92,417,435,716.00	0.00	92,417,435,716.00	0.00	0.00	0.00	0.00
113600131	MEJORAMIENTO CONCESION ARA	107,562,564,284.00	0.00	107,562,564,284.00	0.00	107,562,564,284.00	0.00	0.00	0.00	0.00
113600132	MEJORAMIENTO MANTEN DE LA C	100,000,000,000.00	0.00	100,000,000,000.00	0.00	100,000,000,000.00	0.00	0.00	0.00	0.00
113601	RED VAL NACIONAL	1074,840,114,000.00	0.00	1074,840,114,000.00	0.00	1074,720,114,000.00	0.00	0.00	0.00	0.00
1136013	MEJORAMIENTO AUTOPISTA BOG	377,120,000,000.00	0.00	377,120,000,000.00	0.00	377,120,000,000.00	0.00	0.00	0.00	0.00
1136013	MEJORAMIENTO AUTOPISTA BOG	30,120,000,000.00	0.00	30,120,000,000.00	0.00	30,000,000,000.00	0.00	0.00	0.00	0.00
1136016	MEJORAMIENTO TRANSVERSAL C	555,958,000,000.00	0.00	555,958,000,000.00	0.00	555,958,000,000.00	0.00	0.00	0.00	0.00
1136016	MEJORAMIENTO AUTOPISTAS DE	111,642,114,000.00	0.00	111,642,114,000.00	0.00	111,642,114,000.00	0.00	0.00	0.00	0.00
1136016	TRANSPORTE FERREO	123,215,298,737.00	480,897,604.00	25,132,433,983.00	0.00	22,053,323,066.00	4,200,000,000.00	4,200,000,000.00	4,200,000,000.00	4,200,000,000.00
1136057	REHABILITACION DE VIAS FERRE	18,345,698,737.00	73,090,433.00	73,090,433.00	0.00	0.00	0.00	0.00	0.00	0.00
1136057	REHABILITACION DE VIAS FERRE	104,868,600,000.00	407,807,171.00	25,059,343,530.00	0.00	22,053,323,066.00	4,200,000,000.00	4,200,000,000.00	4,200,000,000.00	4,200,000,000.00
113607	TRANSPORTE MARITIMO	3,000,000,000.00	11,952,191.00	11,952,191.00	0.00	0.00	0.00	0.00	0.00	0.00
1136071	APROYO ESTACION A LOS PUERTOS	3,000,000,000.00	11,952,191.00	11,952,191.00	0.00	0.00	0.00	0.00	0.00	0.00
520	ADMON. ATENCION CONTROL Y O	79,271,665,313.00	1,032,265,007.00	42,599,724,792.00	283,916,981.00	41,440,196,350.00	649,638,635.00	1,198,506,504.00	648,675,443.00	1,197,542,312.00
520600	INTERSUBSECTORAL TRANSPOR	79,271,665,313.00	1,032,265,007.00	42,599,724,792.00	283,916,981.00	41,440,196,350.00	649,638,635.00	1,198,506,504.00	648,675,443.00	1,197,542,312.00
520600001	APOY. Y DOTAC. TECN. Y ADMIN.P.	10,953,032,209.00	926,289,634.00	3,265,670,933.00	211,916,981.00	2,428,108,600.00	561,705,300.00	1,110,572,169.00	560,741,108.00	1,109,607,977.00
520600001	APOY. Y DOTAC. TECN. Y ADMIN.P.	808,164,910.00	11,035,162.00	213,837,590.00	52,000,000.00	163,837,590.00	44,449,335.00	44,449,335.00	44,449,335.00	44,449,335.00
520600002	APOYO A LA GEST. DEL ESTADO /	67,510,468,194.00	117,010,635.00	396,756,488,859.14	0.00	38,848,250,260.00	43,485,000.00	43,485,000.00	43,485,000.00	43,485,000.00
520600002	ATENCION CONTROL Y ORGAN. MIN	411,000,865,718.00	2,914,856,321.00	396,756,488,859.14	35,976,768,391.00	396,794,099,722.00	35,976,768,391.00	156,803,768,391.00	35,976,768,391.00	156,803,768,391.00
5206000	INTERSUBSECTORAL TRANSPOR	411,000,865,718.00	2,914,856,321.00	396,756,488,859.14	35,976,768,391.00	396,794,099,722.00	35,976,768,391.00	156,803,768,391.00	35,976,768,391.00	156,803,768,391.00
530600003	APOYO A LA GES. DEL EST. OBRAS	23,289,865,718.00	12,362,865.00	20,199,119,641.00	0.00	20,106,331,331.00	0.00	0.00	0.00	0.00
530600003	APOYO A LA GES. DEL EST. OBRAS	387,711,000,000.00	2,902,493,338.00	376,567,369,218.14	35,976,768,391.00	376,687,768,391.00	35,976,768,391.00	158,803,768,391.00	35,976,768,391.00	156,603,768,391.00
SUBTOTAL		3782,862,700,000.00	6,286,156,438.00	3315,038,188,779.14	37,172,774,636.00	3288,333,299,542.00	42,996,725,964.00	164,990,727,721.00	42,998,645,972.00	164,931,265,228.00

SINFAD


**INFORME MENSUAL DE EJECUCION DEL PRESUPUESTO DE GASTOS  
APROPIACIONES DE LA VIGENCIA**


AGENCIA NACIONAL DE INFRAESTRUCTURA  
SECCION: 2413 UNIDAD EJECUTORA: 00


MES: MARZO

VIGENCIA FISCAL: 2012

TOTAL ACUMULADO:	3782,882,700,000.00	6,286,158,436.00	3315,036,198,779.14	37,172,774,696.00	3289,333,299,542.00	42,998,725,964.00	184,990,727,721.00	42,998,645,972.00	184,931,285,229.00
------------------	---------------------	------------------	---------------------	-------------------	---------------------	-------------------	--------------------	-------------------	--------------------

  
MARIA CLARA GARRIDO GARRIDO  
SUBGERENTE ADITIVA Y FINANCIERA

  
NELCY JENIFF MALDONADO BALLEEN  
PROFESIONAL ESPECIALIZADO - TESORERA

  
ELSA LIDIANA LIEVANO TORRES  
PROF. ESP. CON FUNCIONES DE JEFE DE PRESI

INFORME MENSUAL DE EJECUCION DEL PRESUPUESTO DE GASTOS  
CUENTAS POR PAGAR

AGENCIA NACIONAL DE INFRAESTRUCTURA  
SECCION: 2413 UNIDAD EJECUTORA: 00

MES: MARZO

VIGENCIA FISCAL: 2012

RECURSOS ADMINISTRADOS:		RECURSOS DE LA NACION:		
CODIFICACION PRESUPUESTAL	DESCRIPCION	CUENTAS POR PAGAR CONSTITUIDAS	PAGOS MES	TOTAL PAGOS ACUMULADOS
1	2	3	4	5
1	GASTOS DE PERSONAL	7,313,195.00	7,208,339.00	7,208,339.00
10	GASTOS DE PERSONAL	7,313,195.00	7,208,339.00	7,208,339.00
101	SERVICIOS PERSONALES ASOCIADOS A NOMINA	2,119,974.00	2,101,882.00	2,101,882.00
10101	SUELDOS DEL PERSONAL DE NOMINA	765,114.00	746,989.00	746,989.00
101011	SUELDOS	744,041.00	744,041.00	744,041.00
101012	SUELDO DE VACACIONES	2,958.00	2,958.00	2,958.00
101014	INCAPACIDADES Y LICENCIA DE MATERNIDAD	18,112.00	0.00	0.00
10104	PRIMA TECNICA	203,823.00	203,823.00	203,823.00
101042	PRIMA TECNICA NO SALARIAL	203,823.00	203,823.00	203,823.00
10105	OTROS	734,443.00	734,443.00	734,443.00
1010502	BONIFICACION POR SERVICIOS PRESTADOS	8,343.00	8,343.00	8,343.00
1010505	BONIFICACION ESPECIAL DE RECREACION	743.00	743.00	743.00
1010512	SUBSIDIO DE ALIMENTACION	1,488.00	1,488.00	1,488.00
1010513	AUXILIO DE TRANSPORTE	211.00	211.00	211.00
1010515	PRIMA DE VACACIONES	6,285.00	6,285.00	6,285.00
1010516	PRIMA DE NAVIDAD	706,801.00	706,801.00	706,801.00
1010582	BONIFICACION DE DIRECCION	10,592.00	10,592.00	10,592.00
10109	HORAS EXTRAS, DIAS FESTIVOS E INDEMNIZACION DE VACACIONES	416,597.00	416,597.00	416,597.00
101091	HORAS EXTRAS	38,262.00	38,262.00	38,262.00
101093	INDEMNIZACION POR VACACIONES	378,335.00	378,335.00	378,335.00
102	SERVICIOS PERSONALES INDIRECTOS	4,579,744.00	4,493,000.00	4,493,000.00
10212	HONORARIOS	4,572,733.00	4,493,000.00	4,493,000.00
10214	REMUNERACION SERVICIOS TECNICOS	7,011.00	0.00	0.00
105	CONTRIBUCIONES INHERENTES A LA NOMINA SECTOR PRIVADO	613,477.00	613,477.00	613,477.00
1051	ADMINISTRADAS POR EL SECTOR PRIVADO	324,993.00	324,993.00	324,993.00
10511	CAJAS DE COMPENSACION PRIVADAS	67,346.00	67,346.00	67,346.00
10513	FONDOS ADMINISTRADORES DE PENSIONES PRIVADOS	121,543.00	121,543.00	121,543.00
10514	EMPRESAS PRIVADAS PROMOTORAS DE SALUD	136,104.00	136,104.00	136,104.00
1052	ADMINISTRADAS POR EL SECTOR PUBLICO	204,310.00	204,310.00	204,310.00
10522	FONDO NACIONAL DEL AHORRO	125,680.00	125,680.00	125,680.00
10523	FONDOS ADMINISTRADORES DE PENSIONES PUBLICOS	70,603.00	70,603.00	70,603.00
10527	ADMINISTRADORAS PUBLICAS DE APORTES PLACC DE TRABAJO	8,047.00	8,047.00	8,047.00
1056	APORTES AL ICBF	50,503.00	50,503.00	50,503.00
1057	APORTES AL SENA	33,871.00	33,871.00	33,871.00
2	GASTOS GENERALES	351,733,051.00	347,736,951.00	347,736,951.00

STINPAD

INFORME MENSUAL DE EJECUCION DEL PRESUPUESTO DE GASTOS  
CUENTAS POR PAGAR

AGENCIA NACIONAL DE INFRAESTRUCTURA  
SECCION: 2413 UNIDAD EJECUTORA: 00

MES: MARZO

VIGENCIA FISCAL: 2012

RECURSOS ADMINISTRADOS:

RECURSOS DE LA NACION:

CODIFICACION PRESUPUESTAL	DESCRIPCION	CUENTAS POR PAGAR CONSTITUIDAS	PAGOS MES	TOTAL PAGOS ACUMULADOS
1	2	3	4	5
20	GASTOS GENERALES	351,733,051.00	347,736,951.00	347,736,951.00
204	ADQUISICION DE BIENES Y SERVICIOS	351,733,051.00	347,736,951.00	347,736,951.00
20401	COMPRA DE EQUIPO	94,672,741.00	94,160,160.00	94,160,160.00
2040104	AUDIOVISUALES Y ACCESORIOS	2,003.00	0.00	0.00
2040106	EQUIPO DE SISTEMAS	73,508,924.00	73,160,160.00	73,160,160.00
2040108	SOFTWARE	21,098,614.00	21,000,000.00	21,000,000.00
2040125	OTRAS COMPRAS DE EQUIPOS	63,200.00	0.00	0.00
20402	ENSERES Y EQUIPOS DE OFICINA	60,286,906.00	59,934,996.00	59,934,996.00
204021	EQUIPOS Y MAQUINAS PARA OFICINA	9,543,196.00	9,469,196.00	9,469,196.00
204022	MOBILIARIO Y ENSERES	50,755,712.00	50,465,800.00	50,465,800.00
20404	MATERIALES Y SUMINISTROS	41,456,829.00	41,131,760.00	41,131,760.00
2040401	COMBUSTIBLES Y LUBRICANTES	7,095,029.00	7,000,000.00	7,000,000.00
2040402	DOTACION	20,211.00	0.00	0.00
2040406	LANTAS Y ACCESORIOS	3,614,400.00	3,600,000.00	3,600,000.00
2040409	MATERIALES DE CONSTRUCCION	200.00	0.00	0.00
2040413	MEDICAMENTOS Y PRODUCTOS FARMACEUTICOS	21.00	0.00	0.00
2040416	PAPELERIA UTILES DE ESCRITORIO Y OFICINA	13,326,498.00	13,256,296.00	13,256,296.00
2040417	PRODUCTOS DE ASEO Y LIMPIEZA	39.00	0.00	0.00
2040418	PRODUCTOS DE CAFETERIA Y RESTAURANTE	39,677.00	0.00	0.00
2040420	REPUESTOS	5,036,251.00	5,000,001.00	5,000,001.00
2040421	UTENSILIOS DE CAFETERIA	1,004,214.00	999,963.00	999,963.00
2040423	OTROS MATERIALES Y SUMINISTROS	11,324,289.00	11,275,500.00	11,275,500.00
20405	MANTENIMIENTO	29,424,333.00	28,881,461.00	28,881,461.00
2040501	MANTENIMIENTO DE BIENES INMUEBLES	1,624,000.00	1,604,000.00	1,604,000.00
2040502	MANTENIMIENTO DE BIENES MUEBLES EQUIPOS Y ENSERES	14,836,706.00	14,722,382.00	14,722,382.00
2040505	MANTENIMIENTO DE EQUIPO DE COMUNICACIONES Y COMPUT	4,650,334.00	4,567,319.00	4,567,319.00
2040506	MANTENIMIENTO DE EQUIPO DE NAVEGACION Y TRANSPORTE	9,022,662.00	7,987,760.00	7,987,760.00
2040513	MANTENIMIENTO DE SOFTWARE	290,631.00	0.00	0.00
20406	COMUNICACIONES Y TRANSPORTES	6,969,415.00	6,753,350.00	6,753,350.00
204062	CORREO	384,510.00	212,850.00	212,850.00
204065	SERVICIO DE TRANSMISION DE INFORMACION	6,602,446.00	6,540,500.00	6,540,500.00
204067	TRANSPORTE	2,459.00	0.00	0.00
20407	IMPRESOS Y PUBLICACIONES	88,064.00	0.00	0.00
204073	EDICION DE LIBROS, REVISTAS, ESCRITOS Y TRABAJOS TIPOGR	32,045.00	0.00	0.00
204079	SUSCRIPCIONES	48,927.00	0.00	0.00

SINPAD

INFORME MENSUAL DE EJECUCION DEL PRESUPUESTO DE GASTOS  
CUENTAS POR PAGAR

AGENCIA NACIONAL DE INFRAESTRUCTURA  
SECCION: 2413 UNIDAD EJECUTORA: 00

MES: MARZO

VIGENCIA FISCAL: 2012

RECURSOS ADMINISTRADOS:

RECURSOS DE LA NACION:

CODIFICACION PRESUPUESTAL	DESCRIPCION	CUENTAS POR PAGAR CONSTITUIDAS	PAGOS MES	TOTAL PAGOS ACUMULADOS
1	2	3	4	5
204078	OTROS GASTOS POR IMPRESOS Y PUBLICACIONES	7.222,00	0,00	0,00
20408	SERVICIOS PUBLICOS	4.603.317,00	4.200,000,00	4.200,000,00
204081	ACUEDUCTO,ALCANTARILLADO Y ASEO	495,00	0,00	0,00
204082	ENERGIA	345.333,00	0,00	0,00
204085	TELEFONIA MOVIL CELULAR	12.840,00	0,00	0,00
204086	TELEFONO, FAX Y OTROS	4.244.649,00	4.200,000,00	4.200,000,00
20409	SEGUROS	27.693.132,00	27.158.797,00	27.158.797,00
2040905	SEGURO DE INFIDELIDAD Y RIESGOS FINANCIEROS	14.396.278,00	14.164,077,00	14.164,077,00
2040911	SEGUROS GENERALES	6.044.508,00	5,000,000,00	5,000,000,00
2040913	OTROS SEGUROS	8.150.348,00	7.994.720,00	7.994.720,00
20410	ARRENDAMIENTOS	37.812,00	0,00	0,00
204101	ARRENDAMIENTO DE BIENES MUEBLES	37.812,00	0,00	0,00
20411	VIATICOS Y GASTOS DE VIAJE	10.985.707,00	10.623.540,00	10.623.540,00
204111	VIATICOS Y GASTOS DE VIAJE AL EXTERIOR	3.168.430,00	3.138.200,00	3.138.200,00
204112	VIATICOS Y GASTOS DE VIAJE AL INTERIOR	7.817.277,00	7.485.340,00	7.485.340,00
20414	GASTOS JUDICIALES	15.215,00	0,00	0,00
20421	CAPACITACION,BIENESTAR SOCIAL Y ESTIMULOS	25.620.292,00	25.284.182,00	25.284.182,00
204213	ELEMENTOS PARA ESTIMULOS	46.402,00	0,00	0,00
204214	SERVICIOS DE BIENESTAR SOCIAL	25.447.947,00	25.284.182,00	25.284.182,00
204215	SERVICIOS DE CAPACITACION	126.043,00	0,00	0,00
20441	OTROS GASTOS POR ADQUISICION DE SERVICIOS	49.964.256,00	49.608.705,00	49.608.705,00
2044113	OTROS GASTOS POR ADQUISICION DE SERVICIOS	49.964.256,00	49.608.705,00	49.608.705,00
3	TRANSFERENCIAS CORRIENTES	44.821.383,24	34,010,741,00	34,010,741,00
36	OTRAS TRANSFERENCIAS	44.821.383,24	34,010,741,00	34,010,741,00
361	SENTENCIAS Y CONCILIACIONES	44.821.383,24	34,010,741,00	34,010,741,00
3611	SENTENCIAS Y CONCILIACIONES	44.821.383,24	34,010,741,00	34,010,741,00
113	MEJORAMIENTO Y MANTENIM. INFRAESTRUCTURA PROPIA DEI	30.161.319,405,00	0,00	0,00
113801	RED TRONCAL NACIONAL	30.120,000,000,00	0,00	0,00
1138013	MEJORAMIENTO AUTOPISTA BOGOTA-VILLAVICENCIO	30.120,000,000,00	0,00	0,00
113805	TRANSPORTE FERREO	41.319,405,00	0,00	0,00
11380507	REHABILITACION VIAS FERREAS NIVEL NAL. SISTEMA DE CONG	39.583,069,00	0,00	0,00
11380507	REHABILITACION VIAS FERREAS NIVEL NAL. SISTEMA DE CONG	1.736,336,00	0,00	0,00
530	ATENCIÓN, CONTROL Y ORGAN. INSTITUC. APOYO A LA GES. D	52.315,680,889,62	52,235,086,859,00	52,235,086,859,00
530600	INTERSUBSECTORIAL TRANSPORTE	52.315,680,889,62	52,235,086,859,00	52,235,086,859,00
530600004	APOYO GEST. EDO. ASESORIAS Y CONSULTORIAS. CONTRAT. I	51.617,020,036,00	51,617,020,036,00	51,617,020,036,00

SINPAD




**INFORME MENSUAL DE EJECUCION DEL PRESUPUESTO DE GASTOS  
CUENTAS POR PAGAR**


AGENCIA NACIONAL DE INFRAESTRUCTURA  
SECCION: 2413 UNIDAD EJECUTORA: 00

MES: MARZO

VIGENCIA FISCAL: 2012

RECURSOS ADMINISTRADOS:		RECURSOS DE LA NACION:		
CODIFICACION PRESUPUESTAL	DESCRIPCION	CUENTAS POR PAGAR CONSTITUIDAS	PAGOS MES	TOTAL PAGOS ACUMULADOS
1	2	3	4	5
530600004	25 APOYO GEST. EDO. ASESORIAS Y CONSULTORIAS. CONTRAT. I	54,240,320.00	54,240,320.00	54,240,320.00
530600101	20 APOYO DOTACION TEC Y ADITIVO FORTALEC. INST. DEL INCON	169,007,379.82	163,698,333.00	163,698,333.00
530600101	11 APOYO DOTACION TEC Y ADITIVO FORTALEC. INST. DEL INCON	475,393,155.00	400,128,171.00	400,128,171.00
<b>SUBTOTAL</b>		<b>82,880,847,923.86</b>	<b>52,624,042,890.00</b>	<b>52,624,042,890.00</b>
<b>TOTAL ACUMULADO:</b>		<b>82,880,847,923.86</b>	<b>52,624,042,890.00</b>	<b>52,624,042,890.00</b>

  
MARIA CLARA GARRIDO GARRIDO  
SUBGERENTE ADITIVA Y FINANCIERA

  
NELCY JEMINI MALDONADO BALLEEN  
PROFESIONAL ESPECIALIZADO - TESORERA

ELSA MELIANA LIEVANO TORRES  
PROF. ESP. CON FUNCIONES DE JEFE DE PRESI

INFORME MENSUAL DE EJECUCION DEL PRESUPUESTO DE GASTOS  
RESERVAS PRESUPUESTALES

AGENCIA NACIONAL DE INFRAESTRUCTURA  
SECCION: 2413 UNIDAD EJECUTORA: 00

MES: MARZO

VIGENCIA FISCAL: 2012

RECURSOS ADMINISTRADOS:		RECURSOS DE LA NACION:				
CODIFICACION PRESUPUESTAL	DESCRIPCION	RESERVAS CONSTITUIDAS	OBLIGACIONES CAUSADAS MES	TOTAL OBLIGACIONES CAUSADAS	PAGOS DEL MES	TOTAL PAGOS ACUMULADOS
1	2	3	4	5	6	7
1	GASTOS DE PERSONAL	90,376,064.00	52,896,000.00	52,896,000.00	52,896,000.00	52,896,000.00
10	GASTOS DE PERSONAL	90,376,064.00	52,896,000.00	52,896,000.00	52,896,000.00	52,896,000.00
102	SERVICIOS PERSONALES INDIRECTOS	90,376,064.00	52,896,000.00	52,896,000.00	52,896,000.00	52,896,000.00
10212	HONORARIOS	90,376,064.00	52,896,000.00	52,896,000.00	52,896,000.00	52,896,000.00
2	GASTOS GENERALES	74,194,445.00	18,255,508.00	18,255,508.00	18,255,508.00	18,255,508.00
20	GASTOS GENERALES	74,194,445.00	18,255,508.00	18,255,508.00	18,255,508.00	18,255,508.00
204	ADQUISICION DE BIENES Y SERVICIOS	74,194,445.00	18,255,508.00	18,255,508.00	18,255,508.00	18,255,508.00
20404	MATERIALES Y SUMINISTROS	2,400.00	0.00	0.00	0.00	0.00
2040420	REPUESTOS	2,400.00	0.00	0.00	0.00	0.00
20407	IMPRESOS Y PUBLICACIONES	5,194.00	0.00	0.00	0.00	0.00
204076	OTROS GASTOS POR IMPRESOS Y PUBLICACIONES	5,194.00	0.00	0.00	0.00	0.00
20408	SERVICIOS PUBLICOS	359,158.00	0.00	0.00	0.00	0.00
204088	TELEFONO, FAX Y OTROS	359,158.00	0.00	0.00	0.00	0.00
20409	SEGUROS	1.00	0.00	0.00	0.00	0.00
2040911	SEGUROS GENERALES	1.00	0.00	0.00	0.00	0.00
20410	ARRENDAMIENTOS	15,061,827.00	0.00	0.00	0.00	0.00
204101	ARRENDAMIENTO DE BIENES MUEBLES	15,061,827.00	0.00	0.00	0.00	0.00
20411	VATICOS Y GASTOS DE VIAJE	34,729,435.00	13,867,162.00	13,867,162.00	13,867,162.00	13,867,162.00
204111	VATICOS Y GASTOS DE VIAJE AL EXTERIOR	10,454,781.00	0.00	0.00	0.00	0.00
204112	VATICOS Y GASTOS DE VIAJE AL INTERIOR	24,274,654.00	13,867,162.00	13,867,162.00	13,867,162.00	13,867,162.00
20421	CAPACITACION BIENESTAR SOCIAL Y ESTIMULOS	20,780,454.00	4,388,346.00	4,388,346.00	4,388,346.00	4,388,346.00
204214	SERVICIOS DE BIENESTAR SOCIAL	20,780,454.00	4,388,346.00	4,388,346.00	4,388,346.00	4,388,346.00
20422	GASTOS FINANCIEROS	3,255,976.00	0.00	0.00	0.00	0.00
204221	COMISIONES BANCARIAS	3,255,976.00	0.00	0.00	0.00	0.00
113	MEJORAMIENTO Y MANTENIM. INFRAESTRUCTURA PROPIA DEI	278,752,393.00	0.00	0.00	0.00	0.00
113805	TRANSPORTE FERREO	278,752,393.00	0.00	0.00	0.00	0.00
11380507	REHABILITACION VIAS FERREAS NIVEL NAL SISTEMA DE CONC	278,752,393.00	0.00	0.00	0.00	0.00
530	ATENCIÓN, CONTROL Y ORGAN. INSTITUC. APOYO A LA GES. D	4,309,275,354.59	117,445,985.08	117,445,985.08	117,445,985.08	117,445,985.08
530500	INTERSUBSECTORIAL TRANSPORTE	4,309,275,354.59	117,445,985.08	117,445,985.08	117,445,985.08	117,445,985.08
530600004	APOYO GEST. EDO. ASESORIAS Y CONSULTORIAS. CONTRAT. I	1,335,142,086.32	0.00	0.00	0.00	0.00
530600004	APOYO GEST. EDO. ASESORIAS Y CONSULTORIAS. CONTRAT. I	1,335,142,086.32	0.00	0.00	0.00	0.00
530600004	APOYO GEST. EDO. ASESORIAS Y CONSULTORIAS. CONTRAT. I	335,052,446.00	113,854,090.08	113,854,090.08	113,854,090.08	113,854,090.08
530600101	APOYO DOTACION TEC Y ADITIVO FORTALEC. INST. DEL INCON	557,209,176.27	3,591,895.00	3,591,895.00	3,591,895.00	3,591,895.00
530600101	APOYO DOTACION TEC Y ADITIVO FORTALEC. INST. DEL INCON	2,081,871,664.00	0.00	0.00	0.00	0.00
530600101	APOYO DOTACION TEC Y ADITIVO FORTALEC. INST. DEL INCON	4,752,596,256.59	188,597,493.08	188,597,493.08	188,597,493.08	188,597,493.08
	SUBTOTAL	4,752,596,256.59	188,597,493.08	188,597,493.08	188,597,493.08	188,597,493.08
	TOTAL ACUMULADO:	4,752,596,256.59	188,597,493.08	188,597,493.08	188,597,493.08	188,597,493.08

SINPAD

INFORME MENSUAL DE EJECUCION DEL PRESUPUESTO DE GASTOS  
RESERVAS PRESUPUESTALES

AGENCIA NACIONAL DE INFRAESTRUCTURA

SECCION: 2413

UNIDAD EJECUTORA:

00

MES: MARZO

VIGENCIA FISCAL: 2012

  
MARIA CLARA GARRIDO GARRIDO  
SUBGERENTE ADITIVA Y FINANCIERA

  
NELCY JENTHY MALDONADO BALLE  
PROFESIONAL ESPECIALIZADO - TESORERA

  
ELSA ILEANA LLEVANO TORRES  
PROF. ESP. CON FUNCIONES DE JEFE DE PRESI